


Rewmar

MS POLYMER

Flexible Wood Flooring Adhesive

Technical Data Sheet



Product:

Rewmar MS Polymer Adhesive is a solvent and waterfree, universal, ready to use elastic wood flooring adhesive.

Suitable for bonding many kinds of parquet and wooden floors onto suitable substrates indoor.

Technical data:

Base	MS Polymer
Curing system	Moisture curing
Consistency	Paste
Colour	Pale brown or dark brown
Specific gravity (g/cm ³)	Approx. 1,6
Brookfield viscosity (mPas)	Approx. 72.000 (HBT A/10)
Open time at 21°C and 50% rv	Approx. 20-30 minutes*
Adjustability time at 21°C and 50% rv	Approx. 20-30 minutes*
Set to load bearing	min. 24 hrs
Sandpapering/finishing	min. 24 hrs
Shear strength (DIN281b) wood/wood	Approx. 1N/mm ²
Temperature resistance	-40°C to +90°C (cured)
Durability against ageing	good
Total solids content	100% (solvent free)
Application rate	Depending on the subfloor 1000 – 1200 gr/m ² by use 6mm V notch trowel 600 – 800 gr/m ² by use 3mm V notch trowel

* This can vary according to environmental circumstances such as temperature, humidity, substrate etc.

Characteristics:

- One component Ready to use and easy to apply
- Solvent free
- Water free
- Free of isocyanates
- Forms stable peaks once applied by a notched trowel or spreader comb
- Rapid build up of bond strength
- Rapid curing
- High final bond strength (according to DIN 281)
- Permanently Elastic
- Suitable for underfloor heating
- Dissipates shear forces
- Easy to remove residues on flooring
- No hazard labelling required

Note: The directives contained in this documentation are the result of our experiments and of our experience and have been submitted in good faith. Because of the diversity of the materials and substrates and the great number of possible applications which are out of our control, we cannot accept any responsibility for the results obtained. In every case it is recommended to carry out preliminary experiments.

Rewmar
Tel.: +44 870 609 1548

Marton Road
Fax: +44 1788 522700

Birdingbury


CV23 8EH UK
www.rewmar.co.uk

Rewmar

MS POLYMER

Flexible Wood Flooring Adhesive

Technical Data Sheet



Applications:

MS Polymer Adhesive is a solvent and waterfree universal wood flooring adhesive based upon MS Polymer technology. Suitable for indoor bonding of stab parquet, mosaics, laminated and pre-finished parquet, on-end blocks, solid boards, exotic timbers, smoked oak, wood blocks and many types of wooden floors.

Suitable for use on porous and non porous surfaces such as anhydrite, concrete, screeds, wood, chipboard and large particle chipboard, including floors with underfloor heating.

MS Polymer adhesive is also suitable for bonding moisture sensitive wood onto moderate porous surfaces and has the added benefit of being waterproof when cured.

Description:

MS Polymer adhesive cures by means of a reaction with moisture.

Once cured (approx. 24 hrs. at 21°C and 50% RH) an elastic and a non-shrinkable adhesive layer is formed, which is moisture and heat resistant. The adhesive has excellent adhesion to practically all common substrates used in the construction industry.

MS Polymer adhesive contains no water or solvents, minimizing the risk of deforming the wood flooring.

Shelf-life:

6 months in unopened packaging in a cool and dry storage place at temperatures between +5°C and +25°.

Substrate:

Before installation of wood flooring, the substrate should be checked to ensure it is suitable. Check the moisture content throughout the entire thickness of the substrate with a carbide or electric hygrometer. The moisture content must be as recommended by the flooring manufacturer

(generally max. 75% RH for sand cement substrates).

MS Polymer adhesive should be applied to an even, dry, clean and smooth substrate, which is also free from irregularities and cracks. Old adhesive remains may adversely affect the adhesion and must be removed mechanically. Loose or damaged surfaces must be repaired before the application of the adhesive.

Smooth surfaces like anhydrite should be roughened, and if necessary the top layer should be removed.

When installing a parquet floor on top of marble, terrazzo or ceramic tiles they must be first cleaned with caustic soda or another suitable cleaner. Once cleaned, rinse the tiles thoroughly with plenty of clean water. Ensure the floor is completely dry before applying the MS Parquet adhesive.

A preliminary compatibility test is recommended on every surface.

Parquet:

The parquet flooring must be acclimatized for several days in the area where it is to be installed. Leave the parquet in its original packaging until installation to avoid any deformation.

Check before installation that the moisture content of the wood is as recommended by the supplier, (generally 9% +/- 2%). If the humidity of the wood measures over 11% installation is not recommended

Allow a gap of 1 to 1,5 cm around the perimeter of the laid parquet, including any columns or structures which penetrate the floor.


Note: The directives contained in this documentation are the result of our experiments and of our experience and have been submitted in good faith. Because of the diversity of the materials and substrates and the great number of possible applications which are out of our control, we cannot accept any responsibility for the results obtained. In every case it is recommended to carry out preliminary experiments.

Rewmar

MS POLYMER

Flexible Wood Flooring Adhesive

Technical Data Sheet



Applying the adhesive:

MS Parquet adhesive should be brought to room temperature before installation.

Apply the adhesive by means of a suitable notched trowel to the surface. Do not apply more to the surface that can be covered with parquet within 20 minutes. Slide the wood flooring onto the adhesive layer and tap into place or tamp down with a rubber hammer.

Ensure the adhesive is in contact with the parquet a minimum of 80% cover is required. Loading the parquet with weights will improve the final bond strength.

Wait at least 24 hours before sanding and finishing the parquet.

Uncured MS Parquet adhesive may be removed from tools and parquet with adhesive cleaner. Cured adhesive must be removed mechanically.

Safety recommendations:

Apply the usual industrial hygiene precautions. Solvent free and non flammable. Avoid contact with the eyes and skin and always use in a well ventialed room. Wear protective gloves and goggles and in the event of contact with the skin rinse well with soap and water. In the event

of contact with the eyes , rinse with water and consult a doctor immediately. Always take care to follow the container labelling and the product data sheet.

Recommendations:

- Never install to substrates which are not protected against possible rising damp.
- Do not apply the adhesive at temperatures below 5° or above 25°C
- Minimum temperature of the substrate should be at least 5°C.
- Do not apply the adhesive when the relative humidity is above 75%.
- Never install onto a substrate which contains too much moisture or onto substrates with a higher humidity value than is recommended by the wood supplier.
- Never install wood that is too dry (<7% humidity). This can expand at higher humidity and cause damage.
- Do not install if the walls and ceilings of the area are not dry (e.g. after plastering or painting etc.)



Note: The directives contained in this documentation are the result of our experiments and of our experience and have been submitted in good faith. Because of the diversity of the materials and substrates and the great number of possible applications which are out of our control, we cannot accept any responsibility for the results obtained. In every case it is recommended to carry out preliminary experiments.

Rewmar
Tel.: +44 870 609 1548

Marton Road
Fax: +44 1788 522700

Birdingbury

CV23 8EH UK
www.rewmar.co.uk